



Grade Exemplification document

GCSE Art and Design (1AD0/1FA0/1GC0/1PY0/1TD0/1TE0)

Pearson: helping people progress, everywhere

Pearson aspires to be the world's leading learning company. Our aim is to help everyone progress in their lives through education. We believe in every kind of learning, for all kinds of people, wherever they are in the world. We've been involved in education for over 150 years, and by working across 70 countries, in 100 languages, we have built an international reputation for our commitment to high standards and raising achievement through innovation in education. Find out more about how we can help you and your students at: www.pearson.com/uk

Additional Assessment Materials, Summer 2021
All the material in this publication is copyright
© Pearson Education Ltd 2021

General guidance to Grading Exemplification for use in 2021

Introduction

This document contains grading exemplification and guidance which should be used to support making judgements about student's evidence.

You should use this document in conjunction with other guidance provided through:

- JCQ Guidance on the determination of grades for A/AS Levels, GCSEs for Summer 2021' which can be found [here](#).
- Grade descriptors which can be found for each qualification on the Pearson website as well as on the JCQ website [here](#).

What Grades have been exemplified?

Grading exemplification is specific to Pearson's qualifications and should be familiar and reflect the specification that you have taught. The grading exemplification uses student responses from historical examination scripts (and other sources) to illustrate midgrade performance in previous summer series in which exams took place. The exemplification gives examples of the standards you will use to make grading judgements.

Grade descriptors are general statements that give a high-level reflection of student performance characteristics. They are based on the assessment objectives for the relevant specification. Assessment objectives are found in the relevant subject specification. The grade descriptors apply to all awarding organisations.

Grade descriptors and grading exemplification should be used to make holistic judgements about student performance and should be evidence-based. It is suggested that you review the evidence for the student, read through the grade descriptors and then match the student's evidence to the suitable statements within the grade descriptors. For further guidance on how you might apply the grade descriptors and grade exemplification, please consult the [JCQ Guidance on the Determination of Grades for A AS Levels and GCSEs Summer 2021](#) and the [Worked examples to assist with determining grades](#) documents.

The following table sets out which grades have been exemplified for GCSE Art and Design qualification.

Qualification	Grades Exemplified
GCSE Art and Design	Grades 8, 6, 5, 4 and 2.

Examiner Commentaries

The commentaries provided alongside student responses have been written by our senior examining teams. The purpose of these commentaries is to draw out how the response or responses from students meet the specific descriptor being exemplified.

Where possible, we have used whole student work within a component/paper to exemplify the standard. It is important to note that students may perform in different ways across a paper, and across papers so we have been careful to identify specific questions and responses that best exemplify the standard at the grade. We have used, where possible, students' responses at the mid-point of the grade range in line with the grade descriptors.

Commentaries have either been written at component/paper level or at whole qualification level depending on the subject/qualification or available evidence.

Marks for individual questions or whole papers may be present in the exemplification. It is important to recognise that these marks relate to a prior series.

Student work

All exams boards have provided grading exemplification material relating to their specification where it is available. However, in some instances, candidate work is not available, this maybe for individual components or at specific grades. This may be due to candidate work not being retained or that a candidate did not achieve a certain grade within a particular qualification and therefore no candidate work exists. Where candidate work on a particular component is not available there will still be exemplification of the grade using the other components and commentaries. Where there is no candidate work at a specific grade no exemplification materials will be provided.

The student work provided in this document shows examples of the standards you will use to make grade judgements. Where possible we have shown whole student work. Where it has not been possible to show a whole script, we have shown an extract, which indicates the performance standard, or indicated other sources.

For some types of student work, for example video NEA, we may have not been able to include the evidence alongside the commentary for data protection reasons. Exemplification at lower grades may show strong performance in some areas, and weaker performance for other areas. This may help you reach judgements when a student may not perform consistently at a specific set of grade descriptors. Similarly, at higher grades an exemplification may show a generally stronger performance but with some aspects that are still at a lower level.

Any student work included in this document should be treated with the upmost sensitivity and not extracted from this context or circulate in any other form. We have taken care to ensure that students response remain anonymous.

Introduction

This document should be used to assist Centres in the application of the JCQ Grade Descriptors for Component 1 when using the Pearson/Edexcel Taxonomy in conjunction with the assessment grid. This is a generic document that can be applied across all of Edexcel's Titles for GCSE Art and Design.

Component One: Personal Portfolio


Content overview


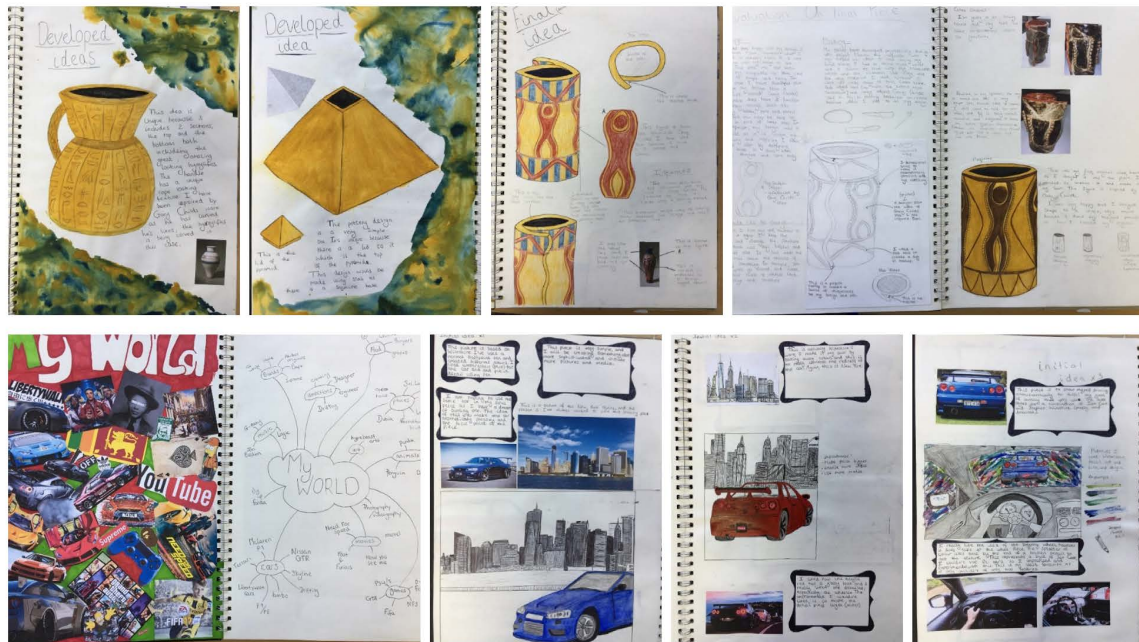
- Students must work within any of the titles offered in the GCSE Art and Design specification
- Students create a personal portfolio of work that demonstrates knowledge understanding and skills.
- Centres are free to devise any theme(s), project(s) or task(s) appropriate to their students and resources. They may each have a separate focus or be interconnected.
- This component allows students the opportunity to; develop and explore ideas, research primary and contextual resources, experiment with media, materials, techniques and processes, present a personal response(s) to themes(s) set by the centre.

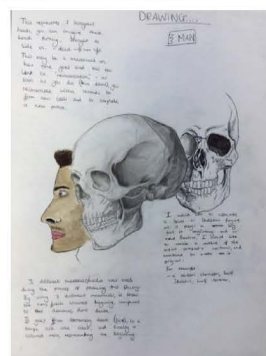







Grade 6

Grade	Descriptors
6	<p>To achieve grade 8, candidates will be able to:</p> <ul style="list-style-type: none">• demonstrate coherent critical investigation and sound understanding of sources to develop ideas thoroughly• consistently apply a range of creative and technical skills, experimentation and innovation to develop and refine work• record and use considered insights and observations to purposely influence ideas• demonstrate purposeful use of visual language, technique, media and contexts to realise personal ideas

1AD0_01 Art, Craft and Design







Commentary from Senior Examiner

Art, Craft and Design exemplification of a mid-point performance of Grade 6.

The candidate develops ideas through investigations, showing critical understanding of the context of their own ideas and the sources which have informed them.

They refine, select and experiment with a range of two-dimensional media, materials techniques, and processes.

Their recording demonstrates mostly competent and consistent ability, to record from observation, experience, and ideas, relevant to intentions.

Presentation of the final outcomes shows a fully competent and consistent ability to use visual language when realising intentions.

To move into grade 7, the candidate would need to produce a more advanced, refined and resolved submission supported by critical annotation. This candidate produced preparatory studies for a ceramic pot but did not complete the intended outcome in clay. Therefore, convincing experimentation with clay and a refined and accomplished three-dimensional outcome would have helped the candidate move into grade 7.

1GC0_01 Graphic Communication







Commentary from Senior Examiner

Graphic Communication exemplification of a mid-point performance of Grade 6.

The candidate develops ideas through investigations, showing critical understanding of the context of their own ideas and the sources which have informed them.

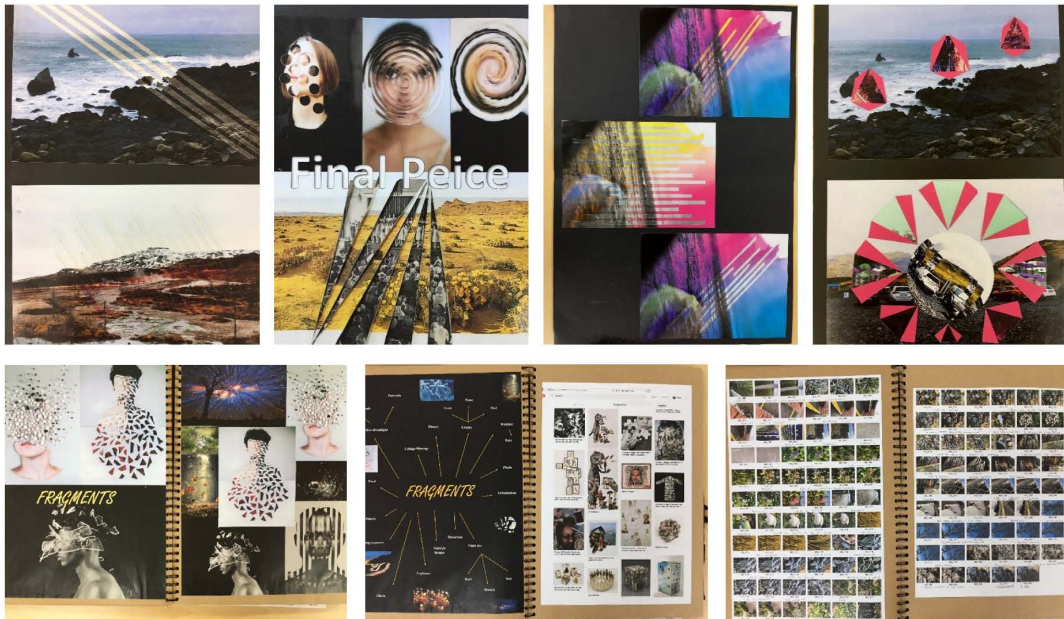
They refine, select and experiment with a range of media, materials techniques and processes.


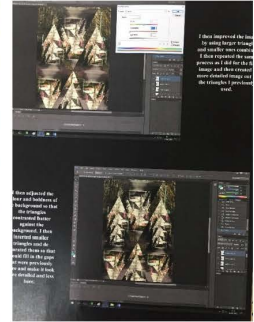
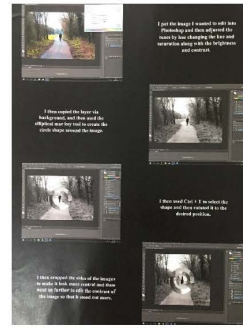
Their recording demonstrates just competent and consistent ability, to record from observation, experience and ideas, relevant to intentions.

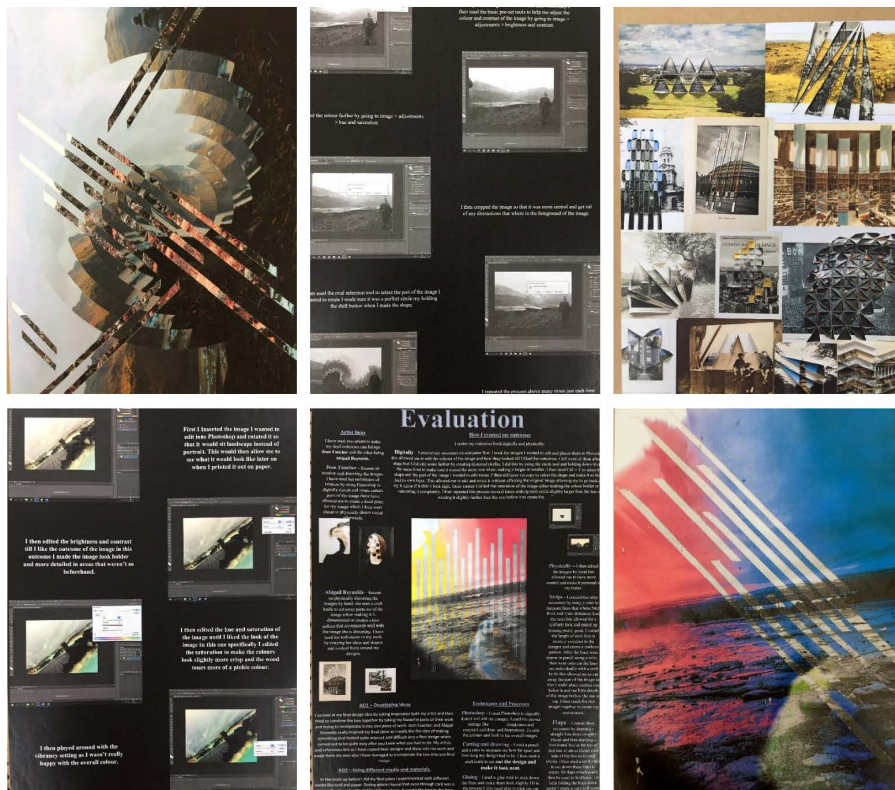
Presentation of the final outcome shows a fully competent and consistent ability to use visual language when realising intentions.

To move into grade 7, the candidate would need to produce a more advanced, comprehensive, perceptive, refined and resolved submission supported by meaningful and purposeful annotation.

1PY0_01 Photography







Commentary from Senior Examiner

Photography exemplification of a mid-point performance of Grade 6.

The candidate develops ideas through secure and cohesive investigations. They are engaged in critical analysis and demonstrate a sound understanding of sources. They refine, select and experiment with a range of photographic processes, consistently employing a range of creative and technical skills. Their recording demonstrates a consistent and secure ability in using photography to document observations, that both, purposely inform and influence the ideas. Annotation is reflective. Presentation of the final outcome shows a considered, purposeful use of visual language. The understanding of the contexts of the work of others has resulted in an informed realisation. To move into grade 7, the candidate would need to develop a more thoughtful line of inquiry leading to an advanced and refined submission.